




 **SUNSHIELD**  
UNIQUE LOUVRES

 ALWAYS TAILOR-MADE

 SUSTAINABLE PRODUCT

 ENERGY SAVING SOLUTION



## Why choose external louvres?

External louvres are a sustainable window shading solution that enhances living space, reduces energy consumption and adds a WOW factor to your home design.

Our stunning louvres are practical and sustainable; creating an effective solution for managing daylight, avoiding glare and controlling heat from the sun. Our louvres meet the Building Part 'O' Regulation requirement for overheating standards, as well as being manufactured with top quality sustainable materials.

# SUNSHIELD Unique Louvres

SUNSHIELD Unique Louvres is a leading manufacturer of rack arm louvre systems - A window shading solution that provides a variety of sustainable benefits, along with a total solution to many window shading problems such as; unique shaped window design, extra large glazing, heat and glare issues, Part 'O' compliance and more...

Beautiful and functional external louvres provide an aesthetically pleasing alternative to standard internal blinds and shutters.

Our louvres give you total control over the amount of daylight that enters the room. Simply by adjusting the tiltable louvres in the desired position, you can effectively reduce the amount of glare that hits the window resulting in heat reduction and long-term energy savings.







## A Variety Of Choice

Our louvres are 100% tailor-made to your exact requirements. Our versatile louvres enable us to achieve a perfect fit for any shape or size window.

You have many choices of material and plenty of louvre widths to choose from. With options of either high grade extruded aluminium or Western Red Cedar wood. This enables you to choose the perfect style for your home.



## Meets Part O Building Regulations

SUNSHIELD Unique Louvres are a perfect solution to help prevent unwanted heat gain, this means that your home will be compliant with the Part O UK Building Regulation.

The new regulations requires that homes and/or other residential buildings contain sufficient measures designed to limit unwanted solar gain in summer and to provide enough opportunity for heat removal from inside of building.



## Sustainable By Definition

Sustainability is a top priority at SUNSHIELD. Smart production of our products minimises waste and scrap, and enables us to reuse materials as much as possible.

With a share of more than 90%, aluminium is by far the most important raw material for SUNSHIELD's slat systems. Both for the (aluminium) louvres and for the carriers. If there is a building material that is sustainable, it is without question; aluminium.



## Expert Advice & Support

The team here at SUNSHIELD have a wealth of experience in top quality louvre systems for home owners, self-builders and architects.

We will help you plan your perfect window shading from initial consultation right the way through installing your louvres. Providing continuous support throughout the whole process.

# Perfect For Apex Glazing

Our most popular application is for apex shaped glazing, which are frequently designed on the building facade of many contemporary new homes and property extensions.

Our louvres provide an aesthetically unique window feature which compliments this style of window design. Being completely tailor-made means we can fit the louvres to any size or shape window.



scan me

Scan the QR code to find  
out more







# Louvre Choices

We can advise you on the best louvre type and material to suit your property.

We offer two main material types for our louvres which are; Aluminium and Western Red Cedar wood. Both types provide a unique look for both facades and Louvre walls.

We offer a variety of colour options to choose from for both louvre materials. Scan the QR codes below to view the full colour range.



RAL  
Colours



Anodized  
Colours



**96-E** louvres are often used on windows in the living room, dining room or home office. In closed position, the louvres overlap each other preventing direct sunlight from entering the building.


**107-E** is specifically designed to achieve blackout, often used in front of bedroom windows. The louvres not only overlap, but also interlock, making it 100% light tight.

The **150-E** has a flat shape and is very sleek, giving it a modern look. Suited for all kinds of external installations with façade being the most popular one.

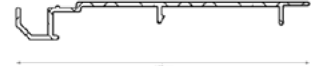
The **155-E** is just as the **107-E** specifically designed for blackout, therefore often used for bedroom windows. Major difference from the **107-E** is the size of the slat and the slat spacing.

The **98-W** & **148W** are planed, giving the louvre a Z-shaped profile. This allows the louvres to overlap to ensure no direct sunlight between the louvres.

## Aluminium slat profiles



96-E



107-E




150-E



155-E

## Wood slat profiles



98-W



148-W

Scan the QR code for technical information on each louvre type.



# Cleaning & Maintenance

SUNSHIELD attaches great importance to good quality aftercare. You can opt for our maintenance service option which is taken care of by our Sunshield team.

## Why Choose Maintenance?

- Extends the lifespan of your system
- Minimises the risk of breakdowns
- Contributes to the appearance of your premises by cleaning with osmosis water
- Extended warranty



scan me

Scan the QR code to find out more





**Talk to our team today and discover how we can enhance your home with external louvres.**

Fill in the enquiry form on our website to get a personalised quote for your project.

We cover the whole of the UK and have trained surveyors and installers based nationally.



scan me

Scan the QR code to submit your enquiry



**1** Use the request a quote form on our website or scan the QR code.

**2** Send us as much information as you can regarding your project, include sizes (even rough) and images if you can.

**3** We will then prepare your personalised quotation.

From your initial consultation, right the way through to installing your external shading, we will always be available to discuss your project or liaise with any of your other contractors.



Distributed by

# SOLAR-SHIELD

exterior shading solutions

 [www.solar-shield.co.uk](http://www.solar-shield.co.uk)

 03302 020 701     [info@solar-shield.co.uk](mailto:info@solar-shield.co.uk)

 The Byre, Sutton Farm, Holloway, Claverley,  
WV5 7DD